

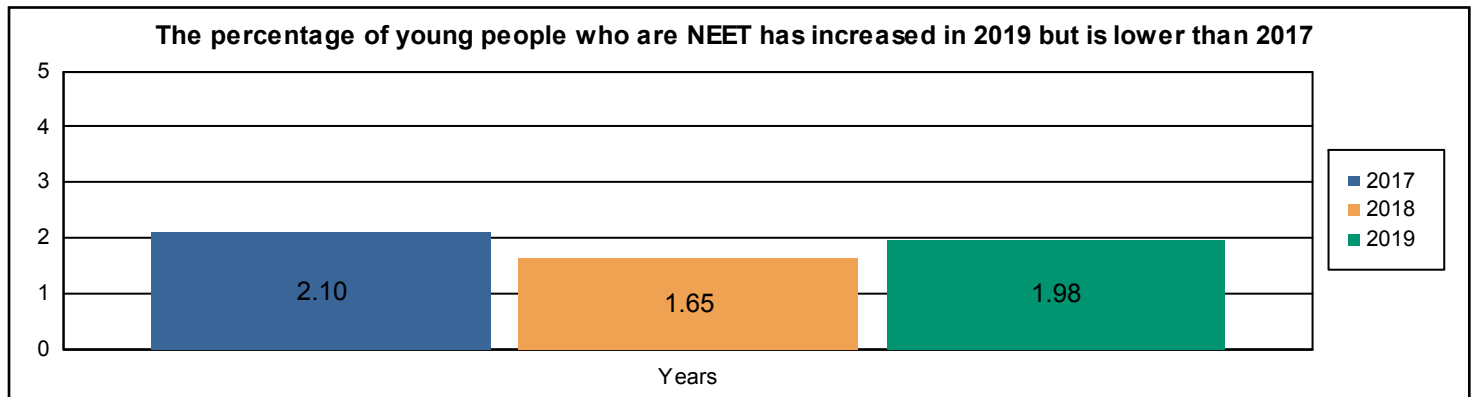
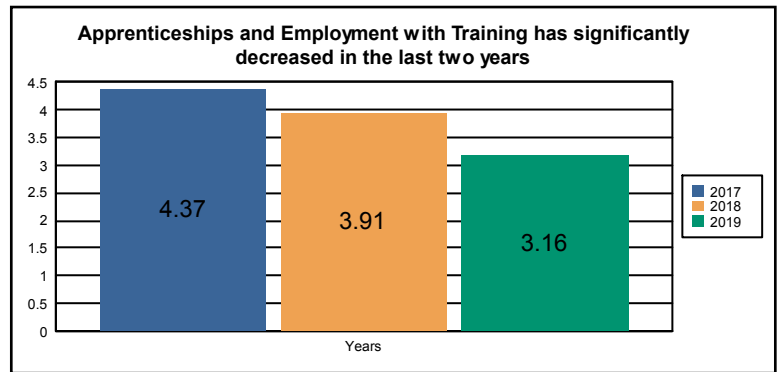
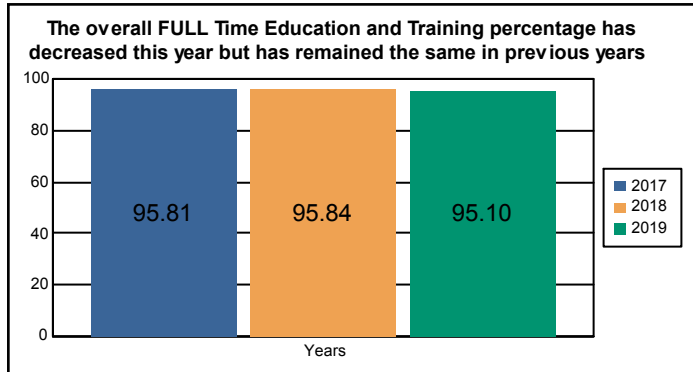
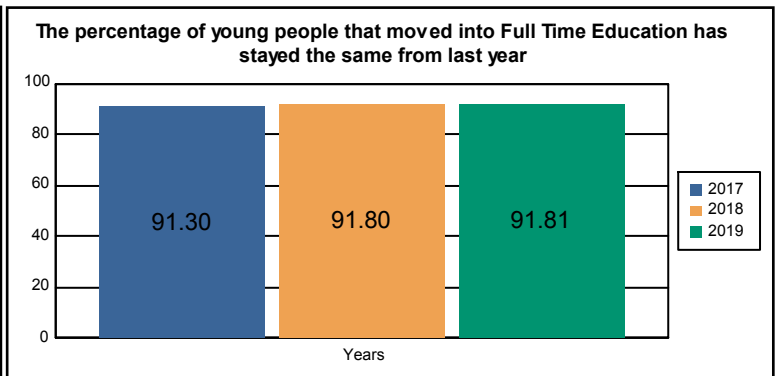
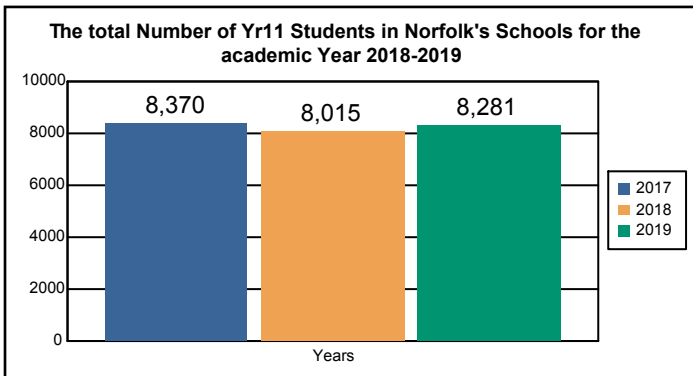
Annual Activity Survey for Wymondham High Academy

Welcome to Children's Services 2019 annual activity survey. It provides information about the destinations of young people reaching the statutory school leaving age in the summer of 2019. The destination is captured on the 1st of November, or as close to as possible.

With over 8000 young people to follow up each year it takes the dedication of a number of key people to make the survey possible. I would like to thank staff at schools, colleges and sixth forms along with Norfolk County Council's Guidance Advisers, Young Persons Advisers and staff from the Participation Strategy & Transition Team.

Karin Porter
Participation Strategy & Transition Manager

2019 Headline Figures - Analysis for Norfolk



Wymondham High Academy

Your Top 6 Provider Destinations in 2019

Wymondham High Academy	125
City College Norwich	65
Easton & Otley College	14
City of Norwich School	6
Wymondham College	4
Access Creative College	4

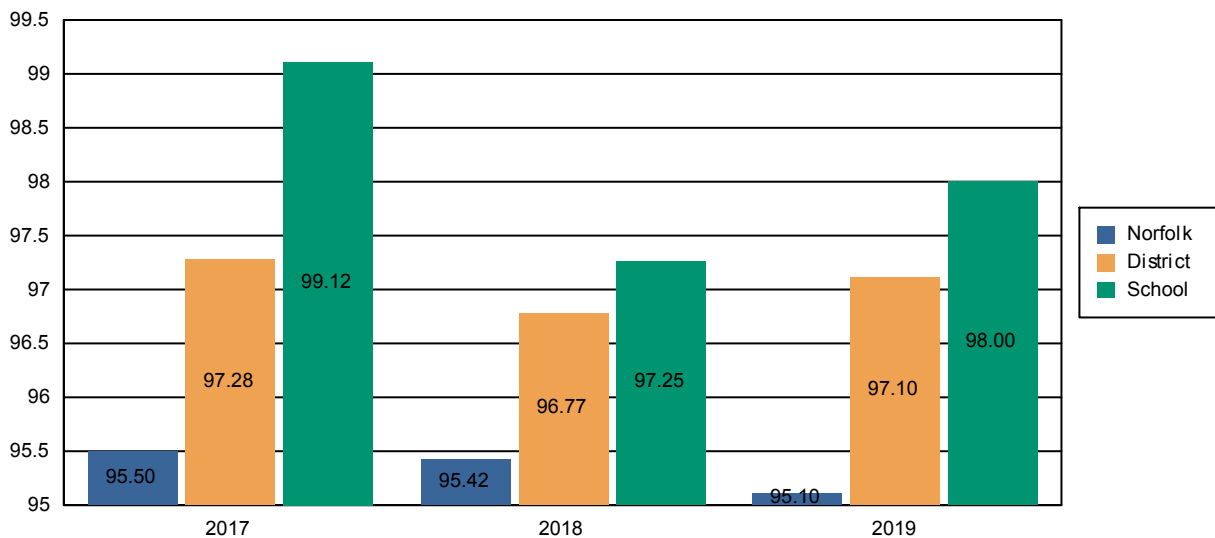
Your Top 6 Provider Destinations in 2018

Wymondham High Academy	107
City College Norwich	46
Easton & Otley College	19
Wymondham College	5
City of Norwich School	5
Community Sports Foundation	4

Your Top 6 Provider Destinations in 2017

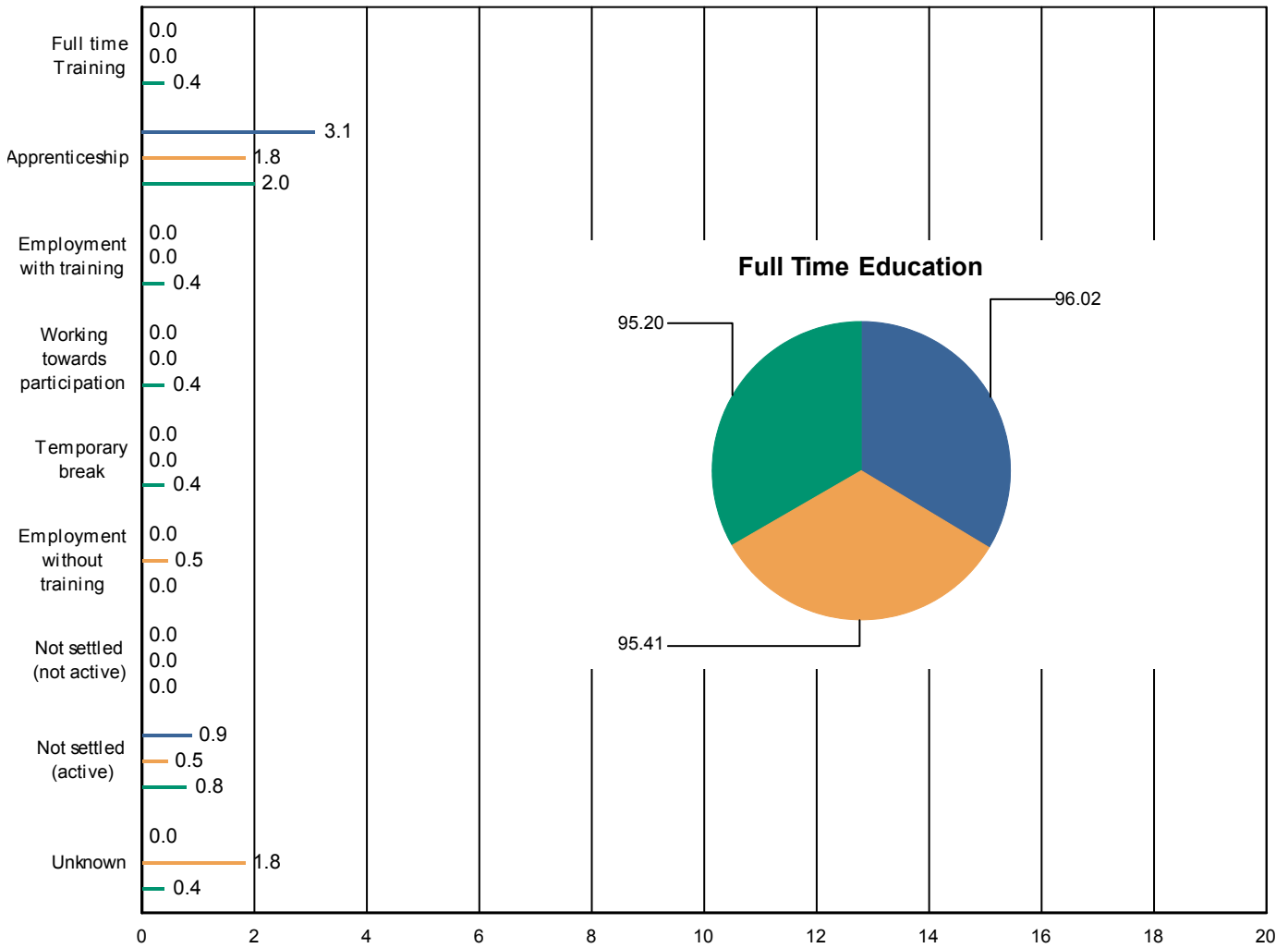
Wymondham High Academy	109
City College Norwich	57
Easton & Otley College	23
Sir Isaac Newton	7
6th Form/College outside Norfolk	4
Notre Dame High School	3

Full Time Education & Training (Schools)





Category Comparison over 3 years %



2017 Cohort :226

2018 Cohort :218

2019 Cohort :250

Wymondham High Academy Destination Categories

Full time Education		
School sixth form	148	59.20%
Further education	89	35.60%
Other post 16 education	1	0.40%
Full time Education Total	238	95.20%
Full time Training		
Other Training (Non EFA Funded)	1	0.40%
Full time Training Total	1	0.40%
Apprenticeship		
Apprenticeship	5	2.00%
Apprenticeship Total	5	2.00%
Employment combined with training		
Employment with accredited training/part time study	1	0.40%
Employment combined with training Total	1	0.40%
Working towards participation		
Re-engagement Provision	1	0.40%
Working towards participation Total	1	0.40%
Temporary break from learning		
Not Available - Illness	1	0.40%
Temporary break from learning Total	1	0.40%
Not settled (active in the labour market)		
Part time employment	1	0.40%
Seeking employment, education or training	1	0.40%
Not settled (active in the labour market) Total	2	0.80%
Current activity not established		
Current situation not known	1	0.40%
Current activity not established Total	1	0.40%
Total	250	

Full time education (includes 16 year olds in custodial institutions)

Employment combined with training (includes self employment and working not for reward both combined with accredited training / study)

Temporary break from learning (includes teenage parents, pregnant and illness)

Not settled (active in labour market) (includes Part time learning, part time employment, Start date agreed (non RPA compliant) and Working not for reward)

Not settled (not active in labour market) (includes NEET, not yet ready for work or learning, young carers, not available on religious grounds, travelling abroad, special needs)

Norfolk Destination Categories

Full time Education		
School sixth form	3326	40.16%
Sixth form college	19	0.23%
Further education	4134	49.92%
Other post 16 education	120	1.45%
Independent specialist provider	1	0.01%
Custodial Institution (juvenile offender)	3	0.04%
Full time Education Total	7603	91.81%
Full time Training		
Other Training (Non EFA Funded)	8	0.10%
Traineeships	4	0.05%
Full time Training Total	12	0.14%
Apprenticeship		
Apprenticeship	244	2.95%
Apprenticeship Total	244	2.95%
Employment combined with training		
Employment with study (regulated qualification)	17	0.21%
Employment combined with training Total	17	0.21%
Working towards participation		
Re-engagement Provision	15	0.18%
Start date agreed (RPA compliant)	8	0.10%
Working towards participation Total	23	0.28%
Temporary break from learning		
Not Available - Supporting family - teenage parent	6	0.07%
Not Available - Illness	18	0.22%
Not Available - Pregnant	5	0.06%
Temporary break from learning Total	29	0.35%
Employment without training		
Employment no training	19	0.23%
Employment with non-accredited training	65	0.78%
Temporary employment	4	0.05%
Self Employment	4	0.05%
Employment without training Total	92	1.11%
Not settled (active in the labour market)		
Part time learning	1	0.01%
Part time employment	20	0.24%
Start date agreed (Not RPA Compliant)	1	0.01%
Working not for reward	3	0.04%
Seeking employment, education or training	117	1.41%
Not settled (active in the labour market) Total	142	1.71%
Not settled (not active in the labour market)		
Not Available - Supporting family - young carer	1	0.01%
Not Available - Unable to work - special needs	1	0.01%
Not Available - Other reason	4	0.05%
Not settled (not active in the labour market) Total	6	0.07%
Current activity not established		
Cannot be contacted - all attempts failed	29	0.35%
Current situation not known	77	0.93%
Section 13 - To be tracked	8	0.10%
Current activity not established Total	114	1.38%
Total	8281	