

DESTINATIONS REPORT 2015

Context: the 2015 destinations cohort below includes a total of 196 students. This comprises 185 on roll as Year 13 students 2014-15, as well as 11 UCAS applicants from the previous (2013-14) year group.

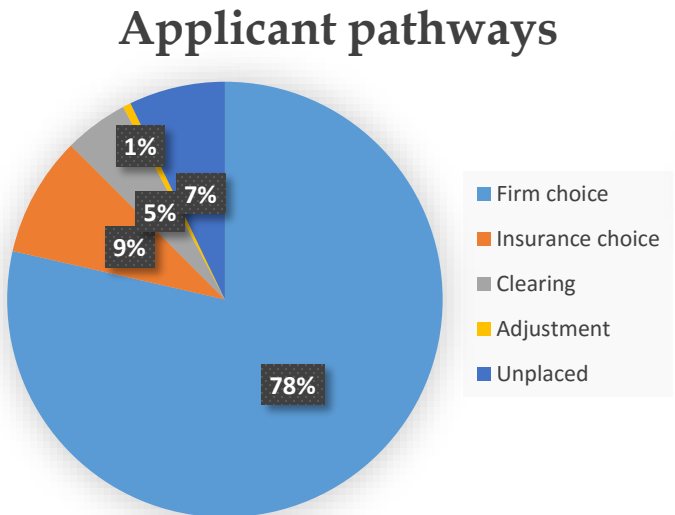
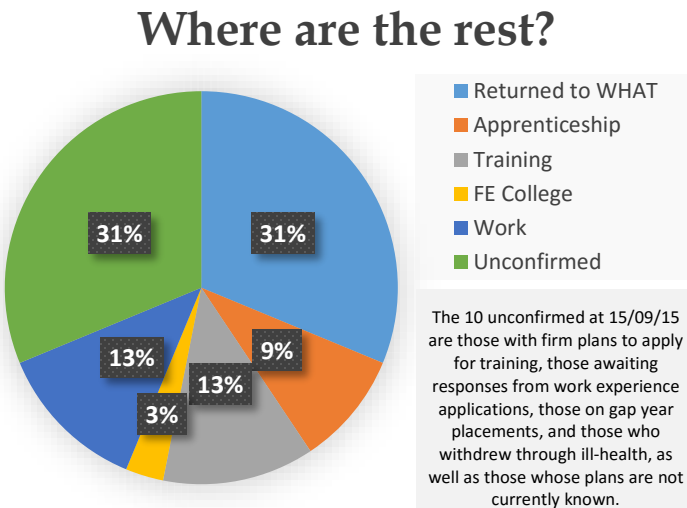
UNIVERSITY: 79.6%
156 out of 196 students now have places secured for university study in 2015 or 2016

OTHER ROUTES: 20.4%
40 out of 196 students are at destinations other than university

How many from the total cohort of 196 applied through UCAS in 2015? **86%**

How many of these are applying or reapplying through UCAS as externals? **20%**

How many of those applicants actually secured places following results? **93%**



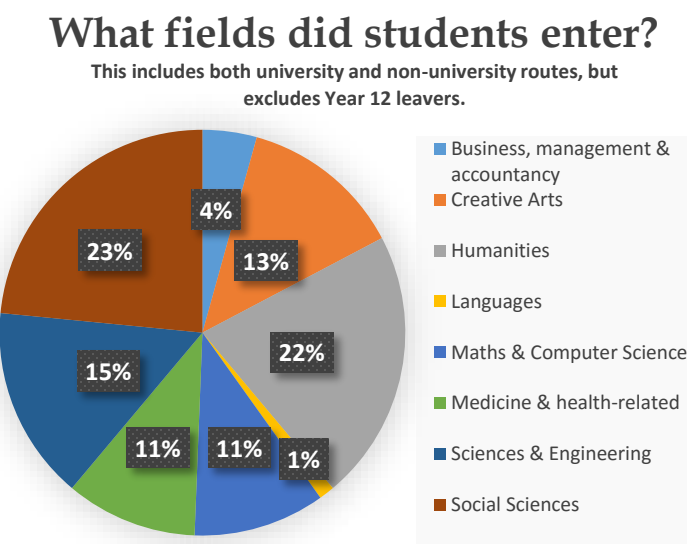
How many applicants deferred entry? **9%**

YEAR 12 LEAVERS

- 11 leavers in total
- 7 voluntary leavers
- 4 left by not meeting Year 13 admissions criteria

Where are they now?
9 enrolled at other FE Colleges
2 entered employment

- ### CHARACTERISTICS OF THE INSTITUTIONS:
- 5 students went to **Oxbridge**
 - 1 student went to medical school (the only applicant this year)
 - 26% went to **Russell Group** institutions
 - 15% went to **1994 Group** institutions
 - 9% went to **Million+** institutions
 - 11% went to **University Alliance** institutions
 - 31% went to **ungrouped** institutions
 - 2 students went to **UKAIDA** (special arts) institutions



* Of these, half (6 students) withdrew voluntarily, whilst half were left without a place because they missed the grades for both their Firm and Insurance offers.